


**RPO for BESCOM, MESCOM, CESC, HESCOM & GESCOM from April 2020 to March-2021  
Excluding procurement from hydropower during FY-2018(Sixth Amendment) Regulations, 2018 Dtd 15.11.18**

Month	ESCOMS	Energy purchased	Energy purchased from other ESCOM	Total energy Purchased	RPO to be met	RPO to be met	NCE Energy Purchased (Non-Solar)	RPO Achieved	Solar purchase obligation to be met	Solar purchase obligation to be met	Solar Energy Purchased	Solar Roof top Energy	Green Energy	Solar RPO Achieved
			in units		in %	in Units	PPA	in %	in %	in Units	in units	in Units	in Units	in %
2020-21	BESCOM	26623358470	-1015875900	25607482570	12	3072897908	4015891247	15.68	8.5	2176636018	5139676294	106859444		20.49
(From April 2020 to March-2021)	GESCOM	67153968895	38350355	6753747250	8	540299780	1986082789	29.28	8.5	574068516	1272427607	8453714		18.97
	HESCOM	10158908972	315266317	10474175289	11	1152159282	3146584065	28.70	8.5	890304900	1808592195	25025826		17.51
	MESCOM	4455224527	234983919	4690208446	13	609727098	814211681	17.36	8.5	398667718	823897951	7054977	1260000	17.69
	CESC	4929109733	427275309	5356385042	12	642766205	683844283	12.66	8.5	455292729	1165917063	15620000		22.06
	ESCOMS			Excess Solar Energy		Non solar RPO Achieved								
	BESCOM					15.68		20.49						
	GESCOM					29.28		18.97						
	HESCOM					28.70		17.51						
	MESCOM					17.36		17.69						
	CESC					12.66		22.06						

After Adjustments from excess Solar to Non Solar As per KERB (Procurement of Energy From Renewable sources) (Sixth Amendment) Regulations, 2018 Dtd 15.11.18


Note:1. The above details are as per the Final Energy Balance Statement of 2020-21 signed by all ESCOMS

  
 Ramesh  
 Superintending Engineer(Ele.)  
 TBC, KPTCL, Bengaluru

**RPO for BESCOM, MESCOM, CESC, HESCOM & GESCOM from April 2020 to March-2021**

**Excluding procurement from hydropower during FY-2018(Sixth Amendment) Regulations, 2018 Dtd 15.11.18**

Month	ESCOMS	Energy purchased	Energy purchased from other ESCOM	Total energy Purchased	RPO to be met	RPO to be met	NCE Energy Purchased (Non- Solar)	Green Energy	APPC	RPO Achieved	Solar purchase Obligation to be met		Solar Energy Purchased	Solar Roof top Energy	Green Energy	Solar RPO Achieved
											in %	in %				
in units																
1st Quarter	BESCOM	6529157190	-375926974	6153230216	12	738387626	776735627	0	0	12.62	8.5	523024568	1407017057			22.866
	GESCOM	1578340785	-61607343	1516733442	8	121338675	436845645	0	2564599	28.63	8.5	128922343	344890586			22.739
	HESCOM	2435555879	326881640	2762437519	11	303868127	654527000	0	38398849	22.30	8.5	234807189	482153992			17.454
2nd Quarter	MESCOM	1040955046	51465157	1092420203	13	142014626	130981891	0	0	11.99	8.5	92855717	218149036			19.969
	CESC	1129186289	59187520	1188373809	12	142604857	35132004	0	606000	2.91	8.5	101011774	317714777			26.735
	BESCOM	4869995422	158887887	5028883309	12	603465997	1274762830	0	0	25.35	8.5	427455081	1141094060			22.691
3rd Quarter	GESCOM	1421284920	-1033333224	1317951696	8	105436136	612481901	0	3126438	46.24	8.5	112025894	267391195			20.288
	HESCOM	1830700937	-61332892	1769368045	11	194630485	827388819	0	47867711	44.06	8.5	150396284	394652119			22.305
	MESCOM	878977809	-84925078	794052732	13	103226855	298634637	0	0	37.61	8.5	67494482	178296768			22.454
4th Quarter	CESC	868843164	90703306	959546471	12	115145576	228671702	0	3246000	23.49	8.5	81561450	251853284			26.247
	BESCOM	6269619434	-103528634	6166090800	12	739930896	1064219172	0	0	17.26	8.5	524117718	1180198684			19.140
	GESCOM	1638526482	-16398188	1622128294	8	129770264	485681001	0	1261291	29.86	8.5	137880905	295997866			18.248
2020-21 (From April 2020 to March-2021)	HESCOM	2338642491	-55408397	2343234095	11	257755750	844000203	0	31473464	34.68	8.5	199174898	433370408			18.495
	MESCOM	1093461240	81822383	1175283623	13	152786871	225882424	0	0	19.22	8.5	99899108	198311235			16.873
	CESC	1234927357	93512836	1328440192	12	159412823	261424830	0	1493000	19.57	8.5	112917416	276452548			20.810
2020-21 (From April 2020 to March-2021)	BESCOM	8847726980	-695308180	8152418801	12	978290256	900173618	0	0	11.04	8.5	692955598	1411366494			17.312
	GESCOM	2068790994	219689110	2288480103	8	183078408	451074242	0	1431198	19.65	8.5	194520809	364147959			15.912
	HESCOM	3468983838	105125966	3574109804	11	393152078	820668043	0	23081577	22.32	8.5	303799333	498415675			13.945
2020-21 (From April 2020 to March-2021)	MESCOM	1434775455	186621457	1621396912	13	210781599	158712730	0	0	9.79	8.5	137818738	229140913			14.132
	CESC	1680532923	183871647	1864404570	12	223728548	158615748	0	295000	8.49	8.5	158474388	319896455			17.158
	BESCOM	26623338470	-1015875900	25607482570	12	3072897908	4015891247	0	0	15.68	8.5	2176636018	5139676294			20.488
2020-21 (From April 2020 to March-2021)	GESCOM	6715396895	38350355	6753747250	8	540299780	1986082789	0	8383526	29.28	8.5	574068516	1272427607			18.965
	HESCOM	10158908972	315266317	10474175289	11	1152159282	3146584065	0	140821661	28.70	8.5	890304900	1808592195			17.506
	MESCOM	4455224527	234983919	4690208446	13	609727098	814211681	0	0	17.360	8.5	398667718	823897951			17.690
CESC	4929109733	427275309	5356385042	12	642766205	683844283	0	5640000	12.66	8.5	455292729	1165917063			22.058	

  
 Superintending Engineer(Ele.)  
 TBC, KPTCL, Bengaluru

**RPO for BESCOM, MESCOM, CESC, HESCOM & GESCOM for the quarter Jan- 2021 to Mar-2021  
Excluding procurement from hydropower during FY-2018(Sixth Amendment) Regulations , 2018 Dtd 15.11.18**

Month	ESCOMS	Energy purchased	Energy purchased from other ESCOM	Total energy Purchased	RPO to be met	RPO to be met	NCE Energy Purchased (Non- Solar)				RPO Achieved	Solar purchase Obligation to be met	Solar purchase Obligation to be met	Solar Energy Purchased	Green Energy purchased	Solar RPO Achieved	
							PPA	STOA & Section 11	Green Energy	APPC							in %
				In units													
	BESCOM	2726005451	-174905006	2551100445	12	306132053	361889461			14.19	8.5	216843538	434414661			17.029	
	GESCOM	642194519	83960919	726155437	8	58092435	166785377			22.90	8.5	61723212	105889863			14.582	
	HESCOM+HR	1103410650	-1621235	1101789415	11	121196836	317824237			28.06	8.5	93652100	154767223			14.047	
Jan-21	MESCOM	437278320	41178667	478456987	13	62199408	58836669			12.30	8.5	40668844	70118558			14.655	
	CECSC	509847280	51386656	561233935	12	67348072	66521623			11.85	8.5	47704885	98280895			17.512	
	BESCOM	2706329078	-229739642	2476589435	12	297190732	290426547			11.73	8.5	210510102	447215008			18.058	
	GESCOM	622927311	60366176	683293487	8	54663479	138679554			20.24	8.5	58079946	110993298			16.244	
Feb-21	HESCOM+HR	1053893667	46770158	1100663825	11	121073021	263324834			23.20	8.5	93556425	159148269			14.459	
	MESCOM	436997011	64390427	501387439	13	65180367	49095150			9.79	8.5	42617932	73012863			14.562	
	CECSC	516810333	58212880	575023213	12	69002786	54001208			9.39	8.5	48876973	102511178			17.827	
	BESCOM	3415392452	-290663531	3124728921	12	374967471	247857610			7.93	8.5	265601958	529736824			16.953	
	GESCOM	803669164	75362015	879031179	8	70322494	145609311			16.50	8.5	74717650	147264798			16.753	
Mar-21	HESCOM+HR	1311679522	59977043	1371656565	11	150882222	239518973			16.99	8.5	116590808	184500184			13.451	
	MESCOM	560500123	81052363	641552486	13	83401823	50780911			7.92	8.5	54531961	86009492			13.406	
	CECSC	653875311	74272111	728147422	12	87377691	38092917			5.23	8.5	61892531	119104382			16.357	
	BESCOM	8847726980	-695308180	8152418801	12	978290256	900173618			11.04	8.5	692955598	1411366494			17.312	
Jan-2021 to Mar-2021	GESCOM	2068790994	219689110	2288480103	8	183078408	451074242			19.65	8.5	194520809	364147959			15.912	
	HESCOM	3468983838	105125966	3574109804	11	393152078	820668043			22.32	8.5	303799333	498415675			13.945	
	MESCOM	1434775455	186621457	1621396912	13	210781599	158712730			9.79	8.5	137818738	229140913			14.055	
	CECSC	1680332923	183871647	1864404570	12	223728548	158615748			8.49	8.5	158474388	319896455			17.158	

Superintending Engineer(Ele.)  
TBC, KPTCL, Bengaluru

*(Signature)*  
11/11/2021


**RPO for BESCOM, MESCOM, CESC, HESCOM & GESCOM for the quarter Oct-2020 to Dec-2020  
Excluding procurement from hydropower during FY-2018(Sixth Amendment) Regulations , 2018 Dtd 15.11.18**

Month	ESCOMS	Energy purchased	Energy purchased from other ESCOM	Total energy Purchased	RPO to be met	RPO to be met	NCE Energy Purchased (Non- Solar)				RPO Achieved	Solar purchase Obligation to be met	Solar purchase Obligation to be met	Solar Energy Purchased	Solar RPO Achieved
							PPA	STOA & Section 11	Green Energy	APPC					
		In units		in %		in Units									
Oct-20	BESCOM	1775420098	54055122	1829475220	12	219537026	297942173				16.29	8.5	155505394	390838680	21.363
	GESCOM	456197909	-18591165	437606744	8	35008540	120512851			454643	27.44	8.5	37196573	95534401	21.831
	HESCOM+HRECS	556265077	-49962620	506302457	11	55693270	145442588			6460502	27.45	8.5	43035709	139684890	27.589
	MESCOM	316063499	-1477250	314586248	13	40896212	70225228				22.32	8.5	26739831	64016628	20.349
	CESC	353531305	15975913	369507218	12	44340866	82099704				22.22	8.5	31408114	91066601	24.645
Nov-20	BESCOM	2083313406	-48470723	2034842683	12	244181122	360937006				17.74	8.5	172961628	367881520	18.079
	GESCOM	556423889	-3172717	553251172	8	44260094	178569744			253702	32.23	8.5	47026350	95203108	17.208
	HESCOM+HRECS	841929472	-12877131	829052341	11	91195758	331220479			12104660	38.49	8.5	70469449	138485654	16.704
	MESCOM	355281122	27614547	382895669	13	49776437	76838015				20.07	8.5	32546132	63736844	16.646
	CESC	407660334	36906025	444566360	12	53347963	94979922				21.36	8.5	37788141	87989501	19.792
Dec-20	BESCOM	2410885930	-109113033	2301772898	12	276212748	405339993				17.61	8.5	195650696	421478483	18.311
	GESCOM	625904685	5365694	631270379	8	50501630	186598406			552946	29.47	8.5	53657982	105260357	16.674
	HESCOM+HRECS	1000447942	7431354	1007879296	11	110866723	367337135			12908302	35.17	8.5	85669740	155199864	15.399
	MESCOM	422116619	55685087	477801706	13	62114222	78819180				16.50	8.5	40613145	70557762	14.767
	CESC	473735717	40630897	514366614	12	61723994	84345204				16.40	8.5	43721162	97396446	18.935
Oct-2020 to Dec-2020	BESCOM	6269619434	-103528634	6166090800	12	739930896	1064219172			0	17.26	8.5	524117718	1180198684	19.140
	GESCOM	1638526482	-16398188	1622128294	8	129770264	485681001			1261291	29.86	8.5	137880905	295997866	18.248
	HESCOM+HRECS	2398642491	-55408397	2343234095	11	257755750	844000203			0	34.68	8.5	-199174898	433370408	18.495
	MESCOM	1093461240	81822383	1175283623	13	152786871	225882424			0	19.22	8.5	99899108	198311235	16.873
	CESC	1234927357	93512836	1328440192	12	159412823	261424830			1493000	19.57	8.5	112917416	276452548	20.810

*D. Anurag R11*  
 Superintending Engineer(Ele.)  
 TBC, KPTCL, Bengaluru

**RPO for BESCOM, MESCOM, CESC, HESCOM & GESCOM for the quarter July-2020 to Sep-2020  
Excluding procurement from hydropower during FY-2018(Sixth Amendment) Regulations, 2018 Dtd 15.11.18**

Month	ESCOMS	Energy purchased	Energy purchased from other ESCOM	Total energy Purchased	RPO to be met	RPO to be met	NCE Energy Purchased (Non- Solar)				RPO Achieved	Solar purchase Obligation to be met	Solar purchase Obligation to be met	Solar Energy Purchased	Solar RPO Achieved
					in %	in Units	PPA	STOA & Section 11	Green Energy	APPC	in %	in %	in Units	in units	in %
July-20	BESCOM	1662383933	15281424	1677865358	12	201343843	365480684				21.78	8.5	142618555	399865730	23.832
	GESCOM	467005360	-17159307	449846053	8	35987684	198832769			922481	43.93	8.5	38236915	91568654	20.356
	HESCOM+HR	629026000	13663296	642689296	11	70695823	262224571			14164992	38.60	8.5	54628590	136178081	21.189
	MESCOM	298990220	-23840877	275149343	13	35769415	90974649				33.06	8.5	23387694	61008917	22.173
	CESC	293589402	12055464	305644866	12	36677384	61317067				20.06	8.5	25979814	86280188	28.229
Aug-20	BESCOM	1569507307	101978667	1671485994	12	200578319	556427026				33.29	8.5	142076310	373770167	22.362
	GESCOM	490531250	-54728363	435802888	8	34864231	260077772			1498663	59.33	8.5	37043245	85230907	19.557
	HESCOM+HR	657173983	-76205838	580968145	11	63906496	384017313			24020046	61.97	8.5	49382292	128383947	22.098
	MESCOM	275312715	-33076268	242236447	13	31490738	116010391				47.89	8.5	20590098	58483499	24.143
	CESC	257364947	62031781	319396728	12	38327607	81720432				25.59	8.5	27148722	82634847	25.872
Sep-20	BESCOM	1637904182	41627776	1679531958	12	201543835	352855120				21.01	8.5	142760216	367458163	21.879
	GESCOM	463748310	-31445554	432302756	8	34584220	153871360			705294	35.43	8.5	36745734	90591635	20.956
	HESCOM+HR	544500954	1209650	545710604	11	60028166	181146936			9682733	31.42	8.5	46385401	130090090	23.839
	MESCOM	304674874	-28007933	276666941	13	35966702	91649597				33.13	8.5	23516690	58804352	21.255
	CESC	317888815	16616061	334504876	12	40140585	85634203				25.60	8.5	28432914	82938249	24.794
Jul-2020 to Sep-2020	BESCOM	4869995422	158887887	5028883309	12	603465997	1274762830			0	25.35	8.5	427455081	1141094060	22.691
	GESCOM	1421284920	-103333224	1317951696	8	105436136	612481901			0	46.24	8.5	112025894	267391195	20.288
	HESCOM+HR	1830700937	-61332892	1769368045	11	194630485	827388819			0	44.06	8.5	150396284	394652119	22.305
	ECS	878977809	-84925078	794052732	13	103226855	298634637			0	37.61	8.5	67494482	178296768	22.454
	MESCOM	868843164	90703306	959546471	12	115145576	228671702			0	23.49	8.5	81561450	251853284	26.247

  
**Anurag M**  
 Superintending Engineer(Ee.)  
 TRC, KPTCL, Bengaluru

**RPO for BESSCOM, MESCOM, CESC, HESCOM & GESCOM for the quarter Apr-2020 to June-2020  
Excluding procurement from hydropower during FY-2018(Sixth Amendment) Regulations , 2018 Dtd 15.11.18**

Month	ESCOMS	Energy purchased	Energy purchased from other ESCOM	Total energy Purchased	RPO to be met	RPO to be met	NCE Energy Purchased (Non- Solar)				RPO Achieved	Solar purchase Obligation to be met	Solar purchase Obligation to be met	Solar Energy Purchased	Solar RPO Achieved
					in %	in Units	PPA	Green Energy	APPC	in %	in %	In Units	in units	in %	
April-20	BESSCOM	2406612444	-275849619	2130762824	12	255691539	145076436				6.809	8.5	181114840	498039764.4	23.374
	GESCOM	533388975	4574836	537963811	8	43037105	88677737		498793	16.391	8.5	45726924	122784775	22.824	
	HESCOM+H				11	109751155	122789375		7261917	11.579	8.5	84807711	170971372	17.136	
	MESCOM	392104638	76709659	468814298	13	60945859	24470628			5.220	8.5	39849215	77819964	16.599	
	CESC	457495171	33010927	490506098	12	58860732	10061164			2.051	8.5	41693018	113377686	23.114	
	BESSCOM	2284407025	-129769152	2154637874	12	258556545	245885054			11.412	8.5	183144219	488020887	22.650	
May-20	HESCOM+H	529984516	-18442750	511541766	8	40923341	137290178		800328	26.682	8.5	43481050	122985778	24.042	
	RECS	852231359	144125526	996356885	11	109599257	215597861		12327374	20.401	8.5	84690335	170344480	17.097	
	MESCOM	351749496	10792292	362541787	13	47130432	35613293			9.823	8.5	30816052	76293923	21.044	
	CESC	399797569	-6705915	393091654	12	47170998	12983623			3.303	8.5	33412791	112564249	28.636	
	BESSCOM	1838137720	29691797	1867829518	12	224139542	385774137			20.654	8.5	158765509	420956406	22.537	
	HESCOM+H	514967293	-47739429	467227865	8	37378229	210877730		1265478	44.863	8.5	39714368	99120033	21.214	
June-20	RECS	747140943	21201917	768342860	11	84517715	316139764		18809558	38.698	8.5	65309143	140838140	18.330	
	MESCOM	297100912	-36036794	261064118	13	33938335	70897970		0	27.157	8.5	22190450	64035149	24.529	
	CESC	271893548	32882509	304776057	12	36573127	12087217			3.966	8.5	25905965	91772842	30.112	
	BESSCOM	6529157190	-375926974	6153230216	12	738387626	776735627		0	12.623	8.5	523024568	1407017057	22.866	
	GESCOM	1578340785	-61607343	1516733442	8	121338675	436845645		2564599	28.633	8.5	128922343	344890586	22.739	
	HESCOM+H				11	303868127	654527000		38398849	22.304	8.5	234807189	482153992	17.454	
April -2020 to June-2020	RECS	2435555879	326881640	2762437519	11	303868127	654527000		38398849	22.304	8.5	234807189	482153992	17.454	
	MESCOM	1040955046	51465157	1092420203	13	142014626	130981891		0	11.990	8.5	92855717	218149036	19.969	
	CESC	1129186289	59187520	1188373809	12	142604857	35132004		606000	2.905	8.5	101011774	317714777	26.735	

*Donaire Das*  
 Superintending Engineer(El.e.)  
 TBC, KPTCL, Bengaluru